




September 2025

 Togg | T10F



The stated values were determined according to the prescribed WLTP test procedure. Actual values depend on various factors, such as load, driving style, route, weather conditions, auxiliary consumers (including air conditioning), tires, and the age and condition of the battery.

Now it's your turn

With a WLTP range of up to 786 km in urban areas and 623 km combined, the T10F combines exceptional design, impressive comfort, and smart technologies, inviting you to enjoy the rhythm of life.

Smart Mobility Device

The T10F is not just a car, but also a smart device that is connected to the Togg ecosystem and offers solutions that simplify your life.

Connectivity

The T10F is connected to the internet through its technology. This connectivity protects your personal data and allows you to stay online wherever you are. The T10F integrates seamlessly into Trumore's digital platform.



Trumore Digital Platform

The entire Togg ecosystem is available to you with Trumore in the T10F. Trumore constantly updates itself according to your user habits and develops innovative new applications. This continuously enriches your Togg user experience.



Trumore Login

The Trumore Login platform is your unique Togg ecosystem identity, giving you access to personalized services and a customized mobility experience.

Trumore Go.More

Trumore Go.More offers a unique user experience by combining real-time navigation features with mobility services from business partners.

Tru.Store Connected Vehicle Services

With TruStore app store in the T10F's infotainment system, you can download the vehicle apps you want to your smart device without needing a cell phone.

Trumore "My Smart Device"

With Trumore "My Smart Device," a feature that integrates seamlessly with T10F, you can control your device remotely and access information that is of particular interest to you via your smartphone.

High-speed Data Volume

The T10F, which is constantly connected to the Internet thanks to its modern technology, allows you to be online anywhere and anytime at high data speeds.

Can.ai Digital Voice Assistant

Developed with Can.ai technology, the voice assistant allows you to control numerous functions via voice command, from music selection and air conditioning settings to vehicle information.

Mode Art


This application transforms your T10F into a mobile art gallery where you can easily discover works by world-renowned digital artists. The mobile gallery, which you can use to personalize your T10F, takes you on a personalized and privileged journey behind the doors of the digital world.





End-to-end Screen

The seamless end-to-end screen in the T10F consists of a 12.3-inch digital driver display, a unique 29-inch infotainment screen that surrounds both the driver and front passenger, and an 8-inch control screen that can be used to control all functions. Unique in its class, the seamless screen takes your travel comfort and digital life to a new level, providing access to entertaining content that the front passenger can also enjoy.



Meridian

Premium Sound System

The acoustic design and technology of the next-generation Meridian Premium Sound System, developed specifically for the T10F, delivers 470 watts of sound performance through 12 speakers. This allows you to enjoy a superior sound experience on your travels.

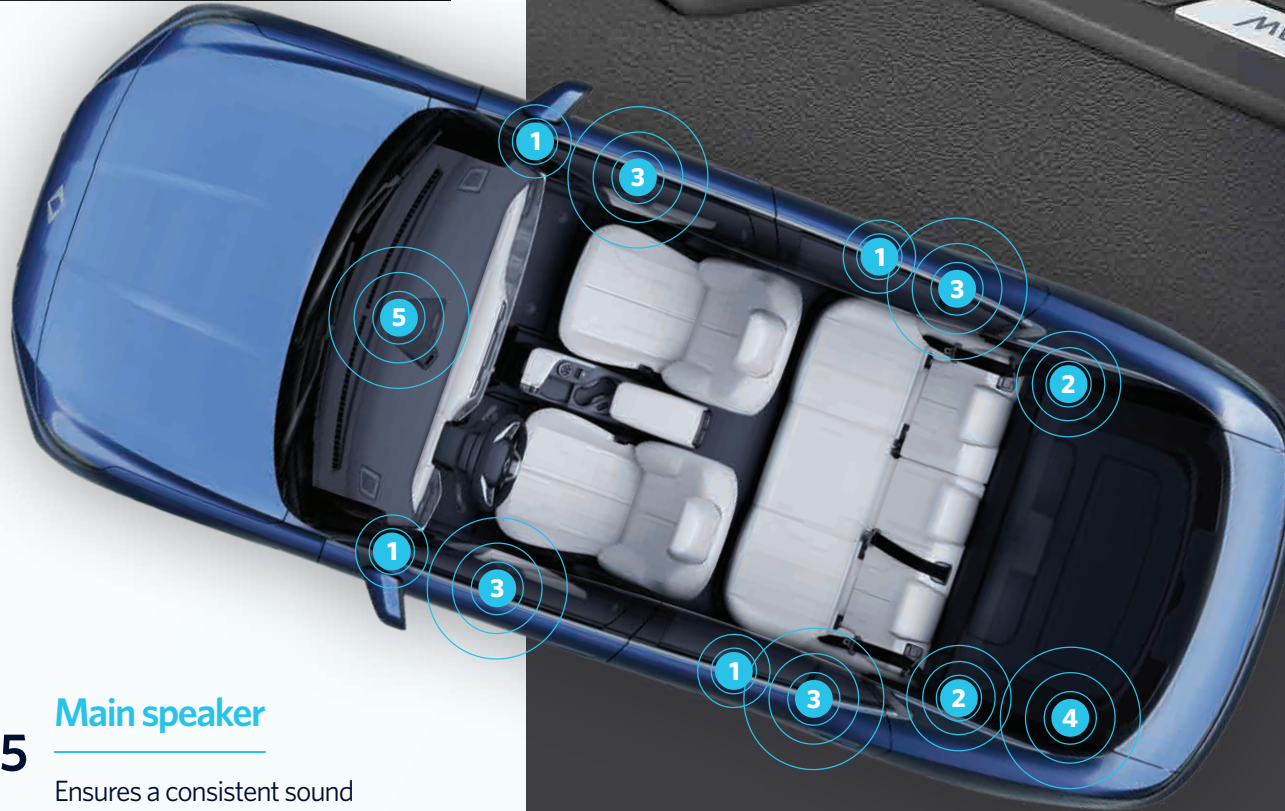
01 Tweeter
These high-frequency speakers cover the high tones that can be heard by the human ear.

03 Bass speaker
Designed for deeper and lower frequencies.

02 Three-dimensional sound
Gives you an even more realistic experience.

04 Deep bass speaker
Delivers optimal bass that is perceived evenly at every point.

05 Main speaker
Ensures a consistent sound experience throughout the T10F.



MERIDIAN

Keyless entry

The T10F offers keyless entry. As long as your key is in your pocket or purse, you can open the T10F by touching the front door handles or the trunk button on the tailgate.




Electric tailgate

The T10F can be conveniently opened and closed using the key or the button on the tailgate.



Electrically adjustable front seats with memory function

In your T10F, you can adjust your seats to find the most comfortable driving position for you and save these settings. This allows multiple users to quickly adjust their own seat position at the touch of a button.



Heated front and rear seats

The front and rear seat heating system ensures a warm and comfortable driving experience for all passengers in the T10F.


Wireless phone charging

The wireless phone charging station in the front console of your T10F charges your phone quickly and easily.



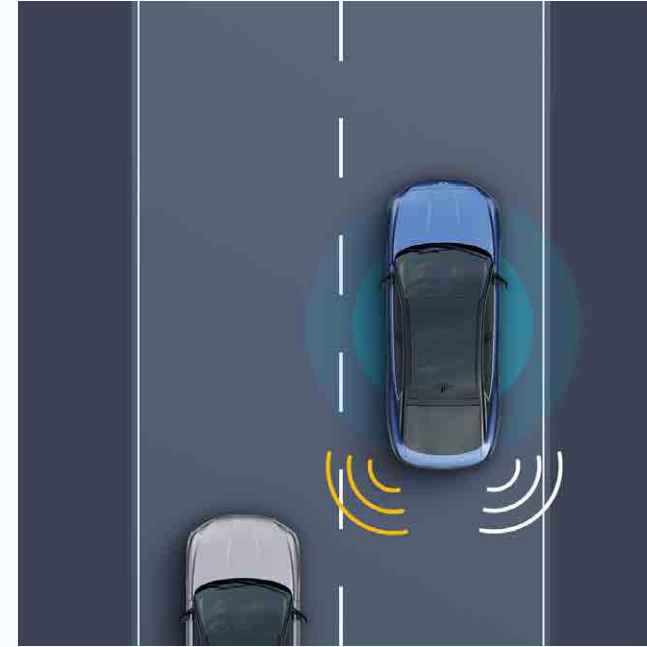


Togg offers
maximum safety
in accordance with
European standards
and more.



Euro NCAP standards

The design, production, and construction of the T10F are based on international standards. It offers safety in line with European standards and has received a 5-star rating in all tests conducted by the independent Euro NCAP testing program.




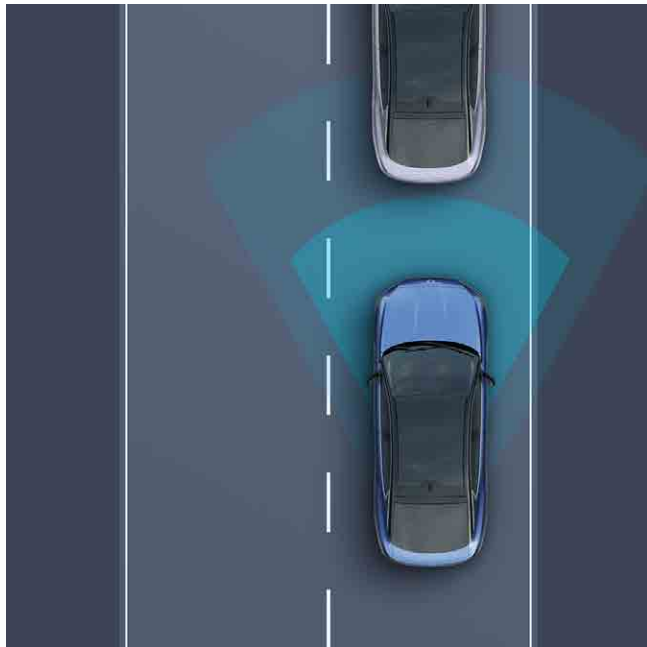
Blind Spot Assist

The T10F uses two rear radar sensors to detect vehicles in adjacent lanes and alerts the user via warning lights in the side mirrors. If the driver activates the turn signal to change lanes at that moment, the warning lights flash to prevent a possible collision.



Automatic parking assistant

The parking assistant uses parking sensors to enable autonomous parking without user intervention. The T10F controls the accelerator, brakes, steering, and transmission independently. Actions and the current parking status can be monitored on the vehicle screen. This assistant can be used both for parking and for leaving parking spaces.



Intelligent adaptive cruise control with stop-and-go function

Adaptive cruise control automatically adjusts the driving speed to the traffic and offers the driver a unique driving experience. At the driver's request, the system can continue to follow the vehicle in front even when it comes to a standstill. Intelligent adaptive cruise control with stop-and-go function also actively learns the speed limits with the help of traffic sign recognition.



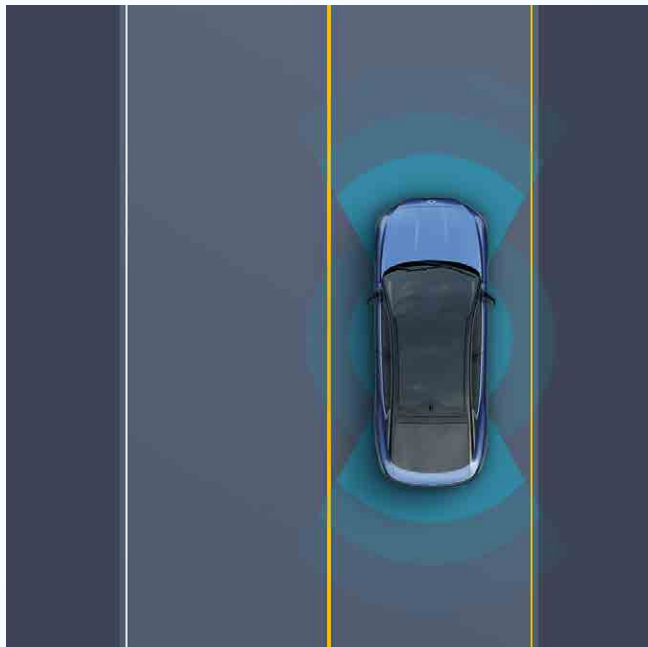
Traffic sign recognition

The T10F's multifunction camera displays information from recognized traffic signs on the digital instrument cluster and alerts the driver. The assistance systems use this information to adjust the speed of the T10F.



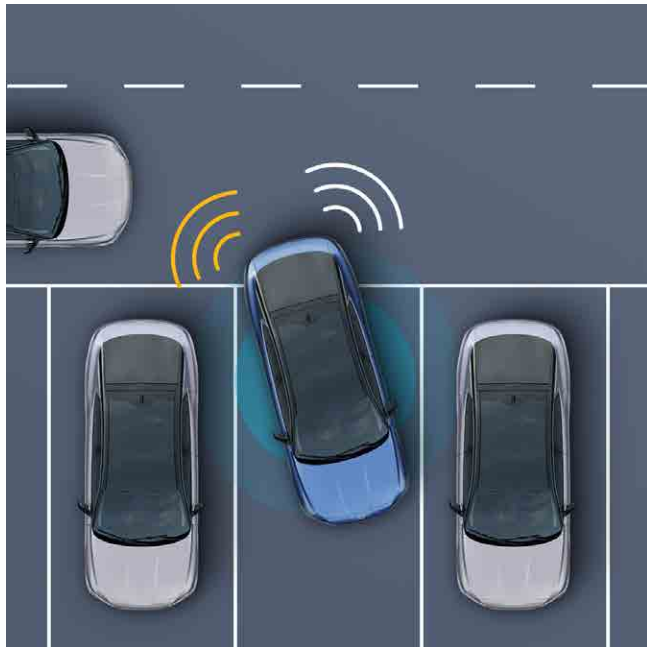
Driver monitoring system

An infrared camera in the T10F analyzes the driver's eye and head movements. If the system detects that the user is not concentrating sufficiently on the road or is tired, it issues a visual and audible warning.



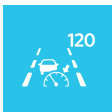
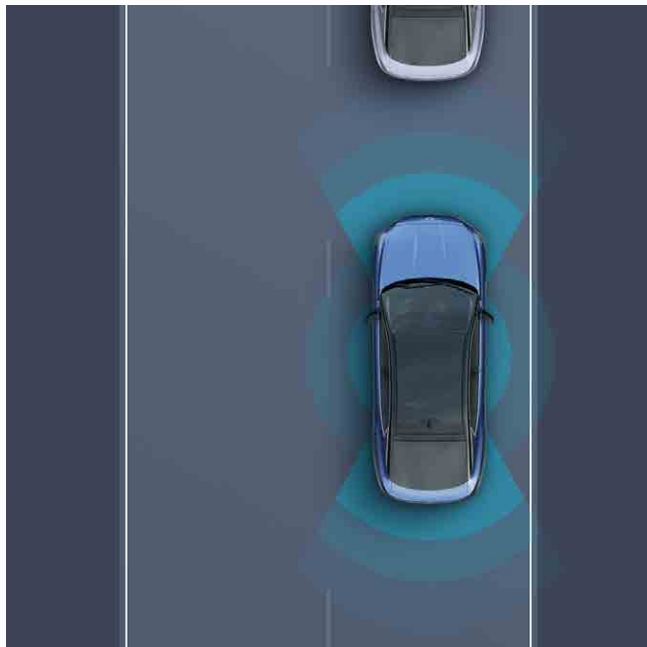
Intelligent lane keeping assist and lane departure warning

Intelligent Lane Keeping Assist uses the front multifunction camera to detect the lane, warns the driver if the vehicle deviates from the lane, and keeps the T10F in the lane with small steering corrections if necessary.




Rear cross traffic alert

The rear cross traffic alert detects traffic approaching from the right or left and helps to avoid potential collisions when reversing. This system is particularly effective in blind spots when leaving parking spaces.



Adaptive driver assist

The Adaptive driver assist becomes active when the Intelligent Adaptive Cruise Control with Stop-and-Go function and the Intelligent Lane Keeping Assistant work together. This assistant can follow the vehicle in front at speeds of up to 60 km/h, even if the lane markings are not legible. At the same time, it adapts to the user's driving habits and ensures a more comfortable driving experience.



Forward collision warning and emergency braking

This system helps the T10F detect other vehicles and pedestrians on the road. In the event of an imminent collision, it warns the driver visually and acoustically to prevent a possible collision and brakes if necessary.



Irresistible aerodynamic design

The dynamic and exciting lines of the T10F turn heads on city streets. What's more, the aerodynamic fastback design with a drag coefficient of up to 0.24 offers a WLTP range of 786 km in city traffic and 623 km combined.

The stated values were determined according to the prescribed WLTP test procedure. Actual values depend on various factors, such as load, driving style, route, weather conditions, auxiliary consumers (including air conditioning), tires, and the age and condition of the battery.

Colors of Türkiye

The colors of Türkiye breathe life into the dynamic structure, exciting design, and flawless details of the T10F. The T10F attracts attention with two new colors inspired by the geography of Türkiye.

Mardin



Urla



Gemlik




Oltu



Kula

Mardin

Inspired by the sweet heritage of Mardin, one of Anatolia's ancient cities, the blue almond candy has given rise to the new color of the T10F.




Urla

This new color of the T10F is named after Urla and reflects the freedom of the Aegean winds and the tranquility of its unique nature.



Sleek, elegant, and high-tech interior

While the Smart Device welcomes you from the outside with clean lines and flowing design features, its spacious interior impresses with carefully selected, high-quality, and elegant materials as well as state-of-the-art technology. The continuous panoramic glass roof increases the brightness and spaciousness of the interior and takes comfort on long journeys to the highest level.



Design Inspiration

The T10F draws inspiration from the tulip, one of the deep-rooted symbols of Anatolian heritage, in its modern and distinctive design. Tulip motifs, crafted with modern finesse into the smart device's signature front grille, the rims that complete its holistic elegance, and interior details, emphasize its connection to the cultural legacy of our geography.

The sharp lines of the T10F create a fluid continuity from the front through to the side and rear design. This design comes to life with clear and simple contours. Its striking front face, which captures all attention with boomerang-shaped daytime running lights, grille and headlamp design, is accentuated with chrome details.




Large trunk capacity

With its unique interior and generous trunk capacity of 505 liters, the T10F lets you take everything you need to enjoy life to the fullest.



Charging options

There are three ways to charge your T10F. You can safely charge the T10F anywhere, either using a household outlet, a wall-mounted AC charging station, or a super-fast DC charging station.



Trugo

Trugo is a charging ecosystem that not only offers special services for your smart device, but can also be used by all electric cars. With Trugo, the only fast DC charging network in 81 Turkish provinces, you can charge your smart device from 20% to 80% in just 28 minutes. In addition, you can use Trugo's mobile app to find the nearest charging station, make a reservation, and pay.

Supported by strong partnerships and a solid technology platform, Trugo has set itself the goal of establishing a cross-border charging network that connects Türkiye with Germany and shapes the future of electric mobility.

*Max values.



Colors



Mardin



Urla



Gemlik



Oltu



Kula

Interior



Fabric / **V1**



Fabric / Vegan leather / **V2**



Vegan leather / **V2**

Alloy wheels



18 inches



19 inches

T10F	V1E RWD Standard Range	V1 RWD Long Range	V2 RWD Long Range	V2 AWD
Technology				
12" digital display	S	S	S	S
29" smart device multimedia display	S	S	S	S
8" touch control panel	S	S	S	S
In-car social camera	-	S	S	S
Wi-Fi hotspot	S	S	S	S
6 speakers	S	S	S	S
Meridian premium sound system	-	-	O	O
USB-C ports at the front (2)	S	-	-	-
USB-C ports in front and rear (2+1)	-	S	S	S
Wireless charging	-	-	S	S
Keyless start	S	S	S	S
Keyless entry	-	P	S	S
1 NFC card and 1 remote key	S	S	S	S
Digital key preparation	-	P	S	S
Digital key with key sharing	-	D	D	D
11 kW AC charging	S	S	S	S
Driving modes: Eco, Comfort, Sport	S	S	S	S
Rain and light sensor	S	S	S	S
Anti-theft alarm system	S	S	S	S

- S:** Standard equipment
- P:** Included in the package
- O:** Optional
- D:** Digital option, available via the Trumore app

* It will be available for purchase via the Trumore app from the date specified by Togg.

The stated values were determined according to the prescribed WLTP test procedure. Actual values depend on various factors, such as load, driving style, route, weather conditions, auxiliary consumers (including air conditioning), tires, and the age and condition of the battery.

T10F	V1E RWD Standard Range	V1 RWD Long Range	V2 RWD Long Range	V2 AWD
Safety and Assistance				
Emergency call system	S	S	S	S
7 airbags (front, side, curtain, and front center airbags)	S	S	S	S
Hill start assist	S	S	S	S
Hill descent control	S	S	S	S
Cruise control	S	S	S	S
Tire pressure monitoring system	S	S	S	S
Tire repair kit	S	S	S	S
Rear view camera	-	S	-	-
Surround view camera	-	-	S	S
Front - rear parking sensors	S	S	S	S
Automatic parking assistant	-	-	P	S
High beam assist	S	S	S	S
Traffic sign detection	S	S	S	S
Child presence detection system	-	-	P	S
Driver monitoring system	S	S	S	S
Blind spot assist	-	S	S	S
Door exit assist	-	S	S	S
Rear end collision warning	-	S	S	S
Rear cross traffic alert	-	S	S	S
Emergency lane keeping assistant	S	S	S	S
Lane departure warning	S	S	S	S
Intelligent adaptive cruise control with stop&go	S	S	S	S
Adaptive driver assist	D	D	D	D
Forward collision alert	S	S	S	S
Advanced emergency braking	S	S	S	S

T10F	V1E RWD Standard Range	V1 RWD Long Range	V2 RWD Long Range	V2 AWD
Interior				
Dark blue-black fabric seats	S	S	-	-
Dark fabric-vegan leather combined seats	-	-	S	S
Cream-colored vegan leather seats	-	-	O	O
60:40 folding rear seats	S	S	S	S
Rear seat ISOFIX anchor points	S	S	S	S
Manually adjustable front seats	S	S	-	-
Electrically adjustable heated front seats with memory function	-	-	S	S
Heated rear seats	-	-	P	P
Electric tailgate	-	-	S	S
Dual-zone automatic air conditioning	S	S	S	S
Auto-dimming rear view mirror	-	P	S	S
Ambient lighting in 8 different color options (Front, rear doors, overhead console)	-	P	S	S
12V power outlet in trunk	S	S	S	S
Sliding front armrest with cooling function	S	S	S	S
Armrest with cup holder in the rear	-	S	S	S

Exterior				
Metallic paint	O	O	O	O
Black roof and side mirrors	-	-	O	O
Multi spoke alloy wheels, size 7.5J X 17	S	-	-	-
5-spoke turbine-style alloy wheels, size 7.5J x 18	-	S	-	-
Diamond-cut alloy wheels, size 8J x 19	-	O	S	S
LED headlights	S	S	S	S
Fog light feature	-	S	S	S
Glossy gray upper window trim and fastback line	S	S	-	-
Glossy gray window trims and fastback line	-	-	S	S
Electric automatic folding side mirrors	-	S	S	S
Heated windshield	-	-	P	S
Tinted rear windows	-	P	S	S
Panoramic roof	O	O	O	O

T10F	V1E RWD Standard Range	V1 RWD Long Range	V2 RWD Long Range	V2 AWD
Paketler				

Techno-comfort pack	<ul style="list-style-type: none">▪ Keyless entry▪ Digital key preparation▪ Tinted rear windows▪ Auto-dimming rear-view mirror▪ Ambient lighting in 8 different color options (Front, rear doors, overhead console)	<ul style="list-style-type: none">▪ Keyless entry▪ Digital key preparation▪ Tinted rear windows▪ Auto-dimming rear-view mirror▪ Ambient lighting in 8 different color options (Front, rear doors, overhead console)	-	-
Winter pack	-	-	<ul style="list-style-type: none">▪ Heated windshield▪ Heated rear seats▪ Heated steering wheel	<ul style="list-style-type: none">▪ Heated windshield▪ Heated rear seats▪ Heated steering wheel
Smart assist pack	-	-	<ul style="list-style-type: none">▪ Child presence detection system▪ Automatic parking assistant	-

T10F	V1E RWD Standard Range	V1 RWD Long Range	V2 RWD Long Range	V2 AWD
Technical data				
Maximum Power (kW) / (HP)	160 / 218	160 / 218	160 / 218	320 / 435
Maximum Torque (Nm)	350	350	350	700
Maximum Speed (km/h)	172	172 (18") / 177 (19")	177	177
Acceleration 0 - 100 km/h (s)	7,2	7,5	7,5	4,1
Combined Range (km) (WLTP)	335	610 (18") / 623 (19")	610	523
City Range (km) (WLTP)	421	753 (18") / 786 (19")	753	645
Energy Consumption (kWh/100 km)	17,2	17,4	17,4	20,3
CO2 Emission (g/km)	0	0	0	0
Battery Capacity ¹ (kWh)	52,4	88,5	88,5	88,5
Internal AC Charging (OBC) Power (kW)	11	11	11	11
Charging Time - DC (180 kW) (20% - 80%) (min)	28	28	28	28
Traction system	Rear wheel drive	Rear wheel drive	Rear wheel drive	All wheel drive
Length x Width x Height (mm)	4830 / 1881 / 1551	4830 / 1881 / 1549	4830 / 1881 / 1555	4830 / 1881 / 1555
Wheelbase (mm)	2890	2890	2890	2890
Minimum ground clearance (mm) (when empty)	171	157	163	161
Weight (kg) (excluding driver)	1923	2079	2106	2219
Cargo Volume / Rear seats folded (l)	505 / 1350	505 / 1350	505 / 1350	505 / 1350
Front Brakes	Air-cooling disk	Air-cooling disk	Air-cooling disk	Air-cooling disk
Rear Brakes	Air-cooling disk	Air-cooling disk	Air-cooling disk	Air-cooling disk
Front Suspension	MacPherson	MacPherson	MacPherson	MacPherson
Rear Suspension	Multi-link, Independent	Multi-link, Independent	Multi-link, Independent	Multi-link, Independent

1. Gross value.

The stated values were determined according to the prescribed WLTP test procedure. Actual values depend on various factors, such as load, driving style, route, weather conditions, auxiliary consumers (including air conditioning), tires, and the age and condition of the battery.



